

Creating an Account

First time you access the training, you will enroll in a course and create an account

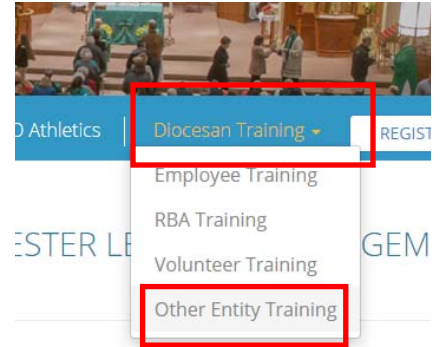
- Go to www.dor.training
- Select Other Entity from the Diocesan Training dropdown
- Select "Register" under the training that you want to take



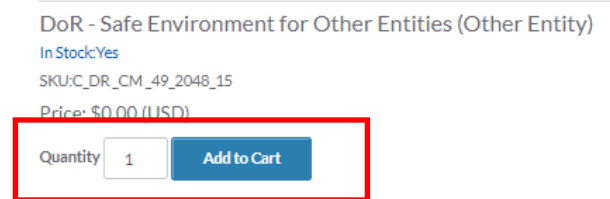
DoR - Safe Environment for Other Entities
5 online courses about creating and maintaining a safe environment.
FREE (1 year subscription)



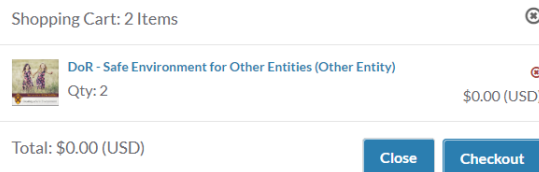
Register



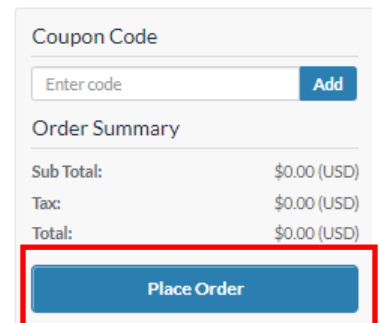
- Select "Add to Cart" on the next screen



- Select "Checkout" on the pop up screen



- In the Secure Checkout:
 - Enter your work email address
 - Create a password
 - Add a Billing Address (there is no charge for the course)
 - Lastly, select "Place Order"



Note: Follow the Adding Yourself to Your Group instructions after you've created an account.